



PERFORMANCE INDICATOR - September 30, 2021


Department: Department of Trade and Industry (DTI)  
 Agency: Technical Education and Skills Development Authority  
 Organization Code: 22 009 0000000

Particulars	UACS CODE	Physical Target (Budget Year)					Physical Accomplishment (Budget Year)					Variance	Remarks
		1st Quarter	2nd Quarter	3rd Quarter	4th Quarter	Total	1st Quarter	2nd Quarter	3rd Quarter	4th Quarter	Total		
1	2	3	4	5	6	7	8	9	10	11	12	n	14
TECHNICAL EDUCATION AND SKILLS DEVELOPMENT POLICY PROGRAM	31010000000000												
OO : Employability increased and/or enhanced													
Outcome Indicators													
1. Percentage of stakeholders who rate policies/plans as good or better			94%		94%	94%	Study/survey will be conducted semi-annually	99.89%	Ongoing preparation for the second round of survey		99.89%		
Output Indicators													
1. Number of National, Regional/Provincial TESD plans formulated/updated			1 Semi-Annual Progress Report		1 Annual Progress Report	1 Semi-Annual Progress Report 1 Annual Progress Report	Drafting of progress report ongoing	Drafting of Semi-Annual Progress Report ongoing	Drafting of Semi-Annual Progress Report ongoing Annual report drafted				
TECHNICAL EDUCATION AND SKILLS DEVELOPMENT REGULATORY PROGRAM	31020000000000												
OO : Employability increased and/or enhanced													
Outcome Indicators													
1. Percentage compliance of TVET programs to TESDA, industry, and industry standards and requirements		90%	90%	90%	90%	90%	18.27%	51%	61%		43.42%		Total column is equivalent to average percentage of compliance of TVET programs to TESDA, industry, and industry standards and requirements
2. Percentage of TVET graduates that undergo assessment for certification		86%	86%	86%	86%	86%	46.61%	53.49%	54.52%		51.54%		Total column is equivalent to average percentage of TVET graduates that undergo assessment for certification
3. Percentage of TVET programs with tie-ups to industry			42%		42%	42%	To be reported semi-annually	57.55%	66.04%		61.80%		
Output Indicators													
1. Percentage of registered accredited TVET programs audited		25%	25%	25%	40%	100%	3%	25%	27%		55%		
2. Percentage of skilled workers issued with certification within 7 days of their application		90%	90%	90%	90%	90%	77.27%	78.57%	85.18%		80.34%		Total column is equivalent to average percentage of skilled workers issued with certification within 7 days of their application
3. Number of consultations, orientations and workshops for development of competency standards/training regulations		20	60	60	60	200	65	58	68		191		

Particulars	UACS CODE	Physical Target (Budget Year)					Physical Accomplishment (Budget Year)					Variance	Remarks
		1st Quarter	2nd Quarter	3rd Quarter	4th Quarter	Total	1st Quarter	2nd Quarter	3rd Quarter	4th Quarter	Total		
1	2	3	4	5	6	7	8	9	10	11	12	13	14
TECHNICAL EDUCATION AND SKILLS DEVELOPMENT PROGRAM	31030000000000												
OO : Employability increased and/or enhanced													
Outcome Indicators													
1. Percentage of graduates from technical education and skills development scholarship programs that are employed					69%	69%	Conduct of the study will start in the 3rd quarter	Conduct of the study will start in the 3rd quarter	Ongoing data collection				
Output Indicators													
1. Number of graduates from technical education and skills development scholarship programs		10,895	10,895	76,265	119,843	217,898	Ongoing preparation of Regional Scholarship Allocation Plans and Regional Qualification Maps	6,327	54,559		60,886		
2. Number of training institutions/establishments/assessment centers provided with technical assistance		292	2,337	1,753	1,461	5,842 (4,211 TVIs & 1,631 ACs)	501	2,302	1,937		4,740		
3. Number of TESDA Technology Institutions (TTIs) graduates			59,434	64,000	59,434	189,886	53,124	61,597	87,926		202,647		

Prepared By:   
GUIRITAN MICHELLE ANNE FERNANDO  
 Planning Officer III, Planning Office

In coordination with:   
JUSTIMBASTE CHARLYN BARBIN  
 Acting Assistant Executive Director, Planning Office

Approved By:   
CONSTANTINO ROSALINA SEBASTIAN  
 Executive Director, Planning Office